

> A.M.I. TIC technology for trocar incision closure - total control right to the last

- Easy and quick to use
- Safe closure even after desufflation
- A clear view for closure of every incision
- Reusable device with disposable extras for higher cost-efficiency

TIC = Trocar Incision Closure




A.M.I.® TIC System

The development of trocar-site hernias is a common problem in laparoscopic surgery, and their incidence has been shown to correlate with the trocar size and closure of the fascial defect at the trocar site. It is commonly accepted that closing incisions caused by trocars 10 mm and larger significantly reduces the rate of herniation. However, closure can be difficult - particularly in obese patients - due to narrow access and limited sight. A.M.I.'s unique, patent-pending TIC technology makes these difficulties a thing of the past. The A.M.I. TIC Device® is the first of its kind:

- to provide a clear, illuminated view of the operating field and enable safe closure of all trocar incisions, even the very last;
- to virtually eliminate the risk of needle punctures;
- to facilitate closure of all trocar sites 10 mm and larger, regardless of how thick the abdominal wall tissue is.

Design features

- The long shaft and lateral tissue windows enable firm, controlled lateral pressure to facilitate large, safe needle bites in fascial and muscular tissue.
- The blunt tip drastically reduces the risk of iatrogenic injury to internal organs.
- The light-source connection is suitable for all commercial fibre-optic light guides and provides a clear view of entrapped tissue layers.
- The A.M.I. TIC Device® can be sterilised for re-use in combination with disposable A.M.I. TIC Device® Loading Units. In addition, it can also be reloaded during surgery with individual, sterile-packed A.M.I. TIC Sutures to close several stab wounds on one patient.

Order Code	A.M.I. TIC System	Technical Details
TIC1010	A.M.I. TIC Device®  <p>For controlled closure of posterior fascial defects, to be used with A.M.I. TIC Suture TIC1031 and A.M.I. TIC Device® Loading Unit TIC1021</p> <p>Consists of:</p> <ul style="list-style-type: none"> - A.M.I. TIC Device® (2) - Instructions for use 	<p>Length of device: 212 mm Length of shaft: 143 mm Diameter of shaft: inner 8 mm outer 15 mm</p> <p>Box of 2 reusable instruments, delivered unsterile</p> <p>A.M.I. TIC Device® Loading Unit and A.M.I. TIC Suture NOT INCLUDED</p>
TIC1031	A.M.I. TIC Suture  <p>Absorbable monofilament suture of polydioxanone for use with A.M.I. TIC Device® TIC1010</p>	<p>Size (USP): 1</p> <p>Box of 10 sutures, individually sterile-packed</p> <p>A.M.I. TIC Device® Loading Unit NOT INCLUDED</p>
TIC1021	A.M.I. TIC Device® Loading Unit  <p>Sterile-packed, disposable extras for use with the A.M.I. TIC Device® TIC1010</p> <p>Each set consists of:</p> <ul style="list-style-type: none"> - Orange plug (1) - Black cap (1) - Needles (pair of 2) <p>Box of 10 sets includes instructions for use</p>	<p>Box of 10 sets, individually sterile-packed</p> <p>A.M.I. TIC Suture NOT INCLUDED</p>

A.M.I. Headquarters:

A.M.I. GmbH
 Im Letten 1
 6800 Feldkirch . Austria
 t +43 5522 90505-0
 f +43 5522 90505-4006
 e info@ami.at
www.ami.at

