PelviGYNious

Product Group Urogynaecology | Issue **05/2016**



Anterior und posterior mesh

for laparoscopic sacrocolpopexy

- Ultra-lightweight mesh: 21 g/m²
- Highest porosity: 93%
- Isoelastic with a hexagonal structure

A.M.I.®

PelviGYNious

Anterior und posterior mesh for sacrocolpopexy

After preparation of the vaginal vault or the cervix, the vaginal wall is mobilized. By laying the posterior mesh in the small pelvis and the anterior mesh deep under the bladder, the PelviGYNious offers a good correction of the cystocele/rectocele, as well as a tension-free apical suspension of the proximal vagina through fixation of both meshes on the sacral promontory.

Which criteria are relevant for an effective treatment of pelvic organ prolapse and for high patient satisfaction?

- Long-term flexibility of vaginal tissue

- Preservation of a certain apical mobility

- Fast ingrowth of the mesh along with good re-collagenisation and re-vascularisation

- Durable support to prevent recurrence of apical prolapse

What PelviGYNious offers:

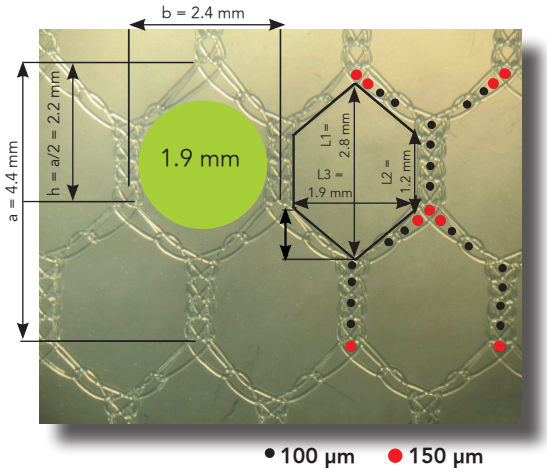

- Apical fixation to correct pelvic organ prolapse

- Double-layer mesh on the proximal end for firm fixation to the os sacrum or sacral promontory with little, but existing Apex-mobility

- Isoelastic single-layer mesh body around the vaginal tissue to keep flexibility of vaginal tissue as high as possible: hexagonal mesh structure, ultralight-weight mesh body

- A minimum of foreign material for minimal foreign body reactions: 21 g/m²

- Highest mesh porosity (93%) for mesh integration through growth of fibroblasts around the monofilaments

Prof. Dr. med. Gabriel Schär, Dr. med. Dimitri Sarlos - Gynaecological Clinic Aarau, Switzerland:

"The PelviGYNious mesh is highly suitable, implantation and the mesh fixation is carried out fast and simple.
We expect a very good tissue tolerance. In addition, the mesh is barely palpable in post-operative examinations."

Order Code	Product	Technical Details
PFR5651 	**PelviGYNious** Polypropylene mesh for abdominal sacrocolpopexy or sacrocervicopexy	Isoelastic mesh Weight 21 g/m² Porosity 93% 1 implant Delivered sterile

A.M.I. Headquarters:
A.M.I. GmbH
Im Letten 1
6800 Feldkirch
Austria
t +43 5522 90505-0
f +43 5522 90505-4006
e info@ami.at
www.ami.at

A.M.I.®